

LC ADAPTER



APPLICATIONS

- CATV
- Active device/Transceiver
- Telecommunication networks
- Metro
- Multimedia
- Data processing networks
- Test equipment
- Premise installations
- Gigabit Ethernet
- Video

FEATURES

- Low insertion loss and back reflection loss
- Telcordia, ANSI, TIA/EIA, NTT and JIS compliance
- High precision alignment
- Compact design
- Plastic housing




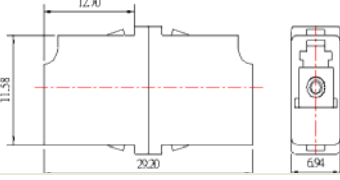

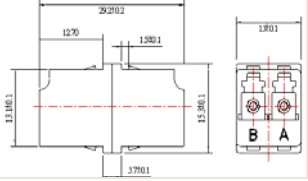

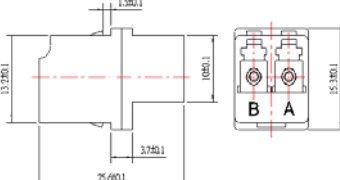

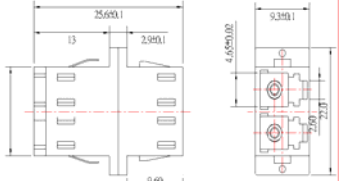

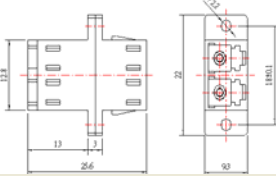

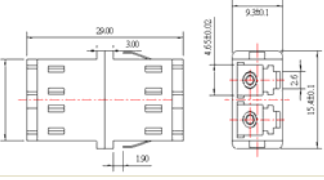

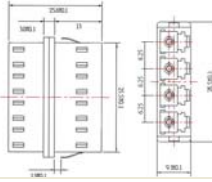

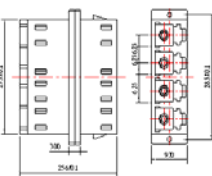
AVAILABILITY

With zirconia sleeve	With PB sleeve	Simplex
Duplex	Duplex with SC footprint	LC/APC

SPECIFICATIONS

Insertion Loss	<0.20dB
Durability	<0.20 dB typical change, 1000 matings
Operating Temperature	-40 to + 85°C

Dimension

Orbis product codes:

3000525, 3000536, 3000537, 2030141, 2030369, 3001428, 3001920, 3003165, 3002718, 2030142, 3000524, 3003585